

WDR R22 Reader Setup Menu

START SETUP




























1. Scan the bar code for **START SETUP** to put reader into Setup Mode.
2. Scan the bar code for the Parameter you want to change, (i.e. Code 3 of 9)
3. Scan the bar code numbers from the Barpad Table (0-9,A-F) to change settings.
4. When all parameter changes have been scanned, scan the bar code for **END SETUP**

END SETUP



(For Preamble and Postamble, Use Full ASCII Chart to select characters)

<p>Code 3 of 9</p>  <ul style="list-style-type: none"> * 0) Enable Code 39 1) Disable Code 39 * 2) Enable Full ASCII 3) Disable Full ASCII * 4) Enable Accumulate Mode 5) Disable Accumulate Mode 6) Transmit Start/Stop * 7) Don't Transmit Start/Stop 8) Enable Mod 43 Check Character * 9) Disable Mod 43 Check Character A) Transmit Mod 43 Check Character * B) Don't Transmit Mod 43 Check Character C) Caps Lock ON * D) Caps Lock OFF 	<p>UPC and EAN</p>  <ul style="list-style-type: none"> * 0) Enable UPC/EAN 1) Disable UPC/EAN 2) Enable Supplements * 3) Disable Supplements * 4) Transmit UPC-A NSC 5) Don't Transmit UPC-A NSC * 6) Transmit UPC-A Check Digit 7) Don't Transmit UPC-A Check Digit 8) Transmit UPC-E NSC and EAN-8 Flag Ch * 9) Don't Transmit UPC-E NSC or EAN-8 Flag Ch A) Transmit UPC-E/EAN-8 Check Digit * B) Don't Transmit UPC-E/EAN-8 Check Digit * C) UPC-E Compressed Transmission D) UPC-E Expanded Transmission * E) EAN-8 observes 9 & A above F) EAN is forced to transmit 8 digits always 	<p>BARPAD TABLE</p> <table border="0"> <tr> <td>0</td> <td>8</td> </tr> <tr> <td></td> <td></td> </tr> <tr> <td>1</td> <td>9</td> </tr> <tr> <td></td> <td></td> </tr> <tr> <td>2</td> <td>A</td> </tr> <tr> <td></td> <td></td> </tr> <tr> <td>3</td> <td>B</td> </tr> <tr> <td></td> <td></td> </tr> <tr> <td>4</td> <td>C</td> </tr> <tr> <td></td> <td></td> </tr> <tr> <td>5</td> <td>D</td> </tr> <tr> <td></td> <td></td> </tr> <tr> <td>6</td> <td>E</td> </tr> <tr> <td></td> <td></td> </tr> <tr> <td>7</td> <td>F</td> </tr> <tr> <td></td> <td></td> </tr> </table>	0	8			1	9			2	A			3	B			4	C			5	D			6	E			7	F		
0	8																																	
1	9																																	
2	A																																	
3	B																																	
4	C																																	
5	D																																	
6	E																																	
7	F																																	
<p>2 of 5 Code</p>  <ul style="list-style-type: none"> 0) Enable 1 2of5 * 1) Disable 1 2of5 2) Enable Check Digit * 3) Disable Chk Digit 4) Transmit Check Digit * 5) Don't Transmit Ck * 7) Disable 2 of 5 	<p>Codabar</p>  <ul style="list-style-type: none"> 0) Enable Codabar * 1) Disable Codabar 2) Enable CLSI Codabar * 3) Disable CLSI Codabar * 4) Suppress Start/Stop 5) Enable Start Stop 																																	
<p>2 of 5 Length</p>  <p>Scan 2 digit length (default is 06)</p>	<p>Code 128</p>  <ul style="list-style-type: none"> 0) Disable 128 * 1) Enable 128 2) Disable UCC/EAN-128 * 3) Enable UCC/EAN-128 																																	
<p>Code 93</p>  <ul style="list-style-type: none"> 0) Enable * 1) Disable * 2) Enable Full ASCII 3) Disable Full ASCII 	<p>MSI/Plessey</p>  <ul style="list-style-type: none"> * 0) Disable 1) Enable 1 Mod 10 2) Enable 2 Mod 10 3) Enable Mod 11/Mod 10 * 4) Transmit No Check Digit 5) Transmit 1 Check Digit 6) Transmit 2 Check Digits 																																	
<p>RSS-14</p>  <ul style="list-style-type: none"> * 0) Disable RSS-14 1) Standard 14 digits 2) 14 + Identifiers 3) 14 + UCC-128 Emulation 	<p>Preamble</p>  <p>Scan up to 15 characters from the Full ASCII Menu. Scan SET when finished.</p>	<p>Terminator Character</p>  <ul style="list-style-type: none"> * 0) CR/LF 1) CR 2) TAB 3) None 																																
<p>Protocol</p>  <ul style="list-style-type: none"> * 0) None 1) XON/XOFF 2) ACK/NAK 3) Polled – No ACK/NAK 4) Polled with ACK/NAK 5) Host Response Enabled * 6) Host Response Ignored 	<p>Postamble</p>  <p>Scan up to 15 characters from the Full ASCII Menu. Scan SET when finished.</p>	<p>Characters</p>  <p>Redefines Output for characters.</p>																																
<p>Baud Rate</p>  <table border="0"> <tr> <td>0) 300</td> <td>4) 4800</td> </tr> <tr> <td>1) 600</td> <td>* 5) 9600</td> </tr> <tr> <td>2) 1200</td> <td>6) 19,200</td> </tr> <tr> <td>3) 2400</td> <td>7) 38,400</td> </tr> </table>	0) 300	4) 4800	1) 600	* 5) 9600	2) 1200	6) 19,200	3) 2400	7) 38,400	<p>Data Format</p>  <ul style="list-style-type: none"> * 0) RS-232 ASCII 2) RS-422 	<p>MagStripe</p>  <ul style="list-style-type: none"> * 0) None 1) Track 1 2) Track 2 3) Track 3 4) Track 1&2, Output BOTH <p>See Manual for more</p>																								
0) 300	4) 4800																																	
1) 600	* 5) 9600																																	
2) 1200	6) 19,200																																	
3) 2400	7) 38,400																																	
<p>Parity</p>  <ul style="list-style-type: none"> * 0) None 1) Even 2) Odd 	<p>Host Response Delay</p>  <p>(Applies to ACK/NAK only) Scan 2 digits for the # of seconds, or scan 00 for infinite delay</p>	<p>Beep Tone</p>  <ul style="list-style-type: none"> 0) Lowest 1) Low * 2) Medium 3) High 4) Highest 5) None 																																
<p>Data Bits</p>  <ul style="list-style-type: none"> 0) 7 Bits * 1) 8 Bits 	<p>SET</p> 	<p>RESET</p>  <p>WARNING! Scanning RESET after scanning START SETUP will reset the reader back to the DEFAULT settings. Any setup changes made previously will be lost for all parameters.</p>																																
<p>Intercharacter Delay</p>  <ul style="list-style-type: none"> * 0) None 1) 10 ms 2) 20 ms 3) 40 ms 4) 80 ms 	<p>Clear</p>  <p>Clears individual parameters to default</p>																																	

* denotes default setting

LEGEND:

Char (function)



Decimal Hex

Full ASCII Menu

(Items in parentheses are transmitted in keyboard wedge mode.)

NUL 000 00	DLE(f10) 016 10	SP 032 20	0 048 30	@ 064 40	P 080 50	` 096 60	p 112 70
SOH(f1) 001 01	DC1(Del) 017 11	! 033 21	1 049 31	A 065 41	Q 081 51	a 097 61	q 113 71
STX(f2) 002 02	DC2(Ins) 018 12	" 034 22	2 050 32	B 066 42	R 082 52	b 098 62	r 114 72
ETX(f3) 003 03	DC3(←) 019 13	# 035 23	3 051 33	C 067 43	S 083 53	c 099 63	s 115 73
EOT(f4) 004 04	DC4(→) 020 14	\$ 036 24	4 052 34	D 068 44	T 084 54	d 100 64	t 116 74
ENQ(f5) 005 05	NAK(↓) 021 15	% 037 25	5 053 35	E 069 45	U 085 55	e 101 65	u 117 75
ACK(f6) 006 06	SYN(↑) 022 16	& 038 26	6 054 36	F 070 46	V 086 56	f 102 66	v 118 76
BEL(f7) 007 07	ETB(Home) 023 17	' 039 27	7 055 37	G 071 47	W 087 57	g 103 67	w 119 77
BS 008 08	CAN(End) 024 18	(040 28	8 056 38	H 072 48	X 088 58	h 104 68	x 120 78
HT 009 09	EM(Shift ON) 025 19) 041 29	9 057 39	I 073 49	Y 089 59	i 105 69	y 121 79
LF 010 0A	SUB(Shift OFF) 026 1A	* 042 2A	: 058 3A	J 074 4A	Z 090 5A	j 106 6A	z 122 7A
VT(Pg Up) 011 0B	Esc 027 1B	+ 043 2B	; 059 3B	K 075 4B	[091 5B	k 107 6B	{ 123 7B
FF(Pg Dn) 012 0C	FS(Ctrl ON) 028 1C	, 044 2C	< 060 3C	L 076 4C	\ 092 5C	l 108 6C	 124 7C
CR 013 0D	GS(Ctrl OFF) 029 1D	- 045 2D	= 061 3D	M 077 4D] 093 5D	m 109 6D	} 125 7D
SO(f8) 014 0E	RS(Alt ON) 030 1E	. 046 2E	> 062 3E	N 078 4E	^ 094 5E	n 110 6E	~ 126 7E
SI(f9) 015 0F	US(Alt OFF) 031 1F	/ 047 2F	? 063 3F	O 079 4F	_ 095 5F	o 111 6F	DEL 127 7F